

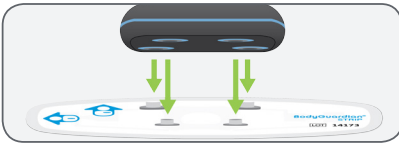
# BodyGuardian<sup>®</sup> HEART

## Quick Hook Up Guide and Patient Check List



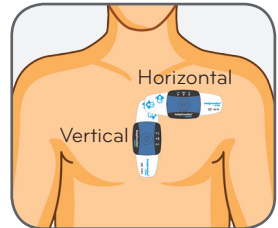
### 1 Attach monitor to Strip

- **Line up** the snaps on the monitor and the Strip.
- **Press** firmly to securely connect all four snaps one by one.



### 2 Attach BodyGuardian Heart to your chest

- Attach the monitor to the Strip and peel away the Strip's adhesive backing.
- Place the Strip and monitor on your chest in one of the locations shown. **Make sure one of the two arrows on the Strip is pointing up.**



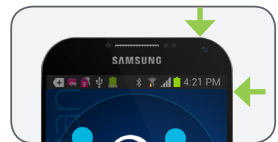
### 3 Turn on the monitor

- **Press and release** the center button on the monitor. **Do not hold** the button down.
- The green center light on the monitor will remain lit or blinking once it has powered on.



### 4 Turn on the Smartphone

- Press and hold the power key.
- Once powered on, the smartphone will automatically connect to the monitor.



Caution: U.S. Federal law restricts this device to sale by or on the order of a physician.

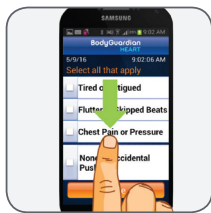
## 5 Monitor Status

- Stay within 3 feet of the smartphone, **remain still**, and watch the smartphone for Strip contact errors during this time.
- Select monitoring status on smartphone.



## 6 Record Baseline

- **Press and release** the center button on the monitor.
- Select none/accidental push or any symptom(s) you are having at this time. Repeat this step each time you need to report a symptom.



## 7 Daily Usage

- **Switch** the monitor on your chest **first thing** in the morning and at night before going to sleep.
- Charge the smartphone **once a day** for at least four hours.

## IMPORTANT



The smartphone cannot be used to make phone calls, including calls to 911, or perform other smartphone functions. Viewing the smartphone is prohibited while driving, operating heavy machinery or in situations that may jeopardize your safety.



The monitor and the smartphone are not waterproof. Remove the monitor from the Strip when you bathe, swim or perform other similar activities then re-attach.

BodyGuardian® Heart Remote Monitoring System is a registered trademark of Preventice Technologies, Inc.

### IMPORTANT SAFETY INFORMATION

The BodyGuardian Heart detects and monitors cardiac arrhythmias in ambulatory patients, when prescribed by a physician or other qualified healthcare professional. It is intended for use with adult patients in clinical and non-clinical settings to collect and transmit health parameters to healthcare professionals for monitoring and evaluation. The BodyGuardian Heart Remote Monitoring System is not for use with patients requiring attended, in-hospital monitoring for life threatening arrhythmias. It does not provide any diagnosis. Patients with known skin allergies or hypersensitivities to adhesives or hydrogel may experience reactions. Patients should consult with their health care professional to select a BodyGuardian Heart Strip or alternate electrode option that is most appropriate for their needs. Do not use a monitor if the casing is broken or damaged. Do not disassemble the monitors or modify equipment without authorization of the manufacturer. Exposure of the wireless communications features of the device, or its accessories, may be interfered with by other devices that operate on the same frequencies. Monitors are not defibrillation proof. Do not touch the connectors of the power supplies while wearing BodyGuardian Heart. Do not dispose of the monitors. The BodyGuardian Heart is not intended for infants weighing less than 10 kg. Apply the BodyGuardian Heart Strip only to intact, clean skin. Do not apply over open wounds, lesions, infected or inflamed areas. The BodyGuardian Heart Strips are for single patient use only.



**Preventice Solutions**  
1717 N. Sam Houston Parkway West  
Suite 100 Houston, TX 77038  
[www.preventicesolutions.com](http://www.preventicesolutions.com)  
**888.747.1442**

CRM-438109-AA NOV2016